

Webinar

Keep.eu

Elisa Bertieri, Janne Kiilunen, Rafael Agostinho | Interact | 25.09.2024

Interact



**Co-funded by
the European Union**
Interreg

Agenda

01

**Intro:
How to
make the
most of
this
webinar**

02

**Keep.eu:
What's in
it for you
and your
pro-
gramme**

03

**Guaran-
tee that
your
projects
are in
keep.eu
and in
Kohesio**

04

**How does
keep.eu
grind
your
data, how
to keep
the
machine
going**

05

**Discus-
sion &
comfort
break**

06

**Coming
up:
Rundown**

07

**Coming
up:
Keep.eu
API**

08

**Good
practi-
ces,
project
links in
keep.eu**

09

**Q&A,
discus-
sion**

10

**Sugges-
tions,
com-
ments,
evalua-
tion,
next
steps**

Keep.eu

Intro: How to make the most of this webinar

Interact | 25.09.2024

Interact



**Co-funded by
the European Union**
Interreg

How to make the most of this webinar

Each presenter introduces a specific issue, as in the agenda.

Please write any questions or requests in the chat. We will pick them up at one of the two slots marked for discussion and answer your questions or discuss any issue that you propose.

You do not need to take notes because we will make our presentations available to you.

Please keep your microphone muted until the moderator gives you the floor.

How to make the most of this webinar

Who will be delivering it

Rafael Agostinho (product and project manager)

Education: Communication, management. Before joining Interact: Communications, project manager, management consultant.

Janne Kiilunen (technical manager)

Education: Telecommunications. Before joining Interact: Telecommunications (coordination, project planning and software specialist work).

Elisa Bertieri (data manager)

Education: Political science. Before joining Interact: Communication management.

How to make the most of this webinar

Mentimeter

Please tell us in which country you work.

54 responses



Are you a citizen of the country where you work?

40



Yes

14




No

Please tell us which is your time zone.



EEST (check-in to our meeting was scheduled at your 10:50 a.m.)



CEST (check-in to our meeting was scheduled at your 9:50 a.m.)

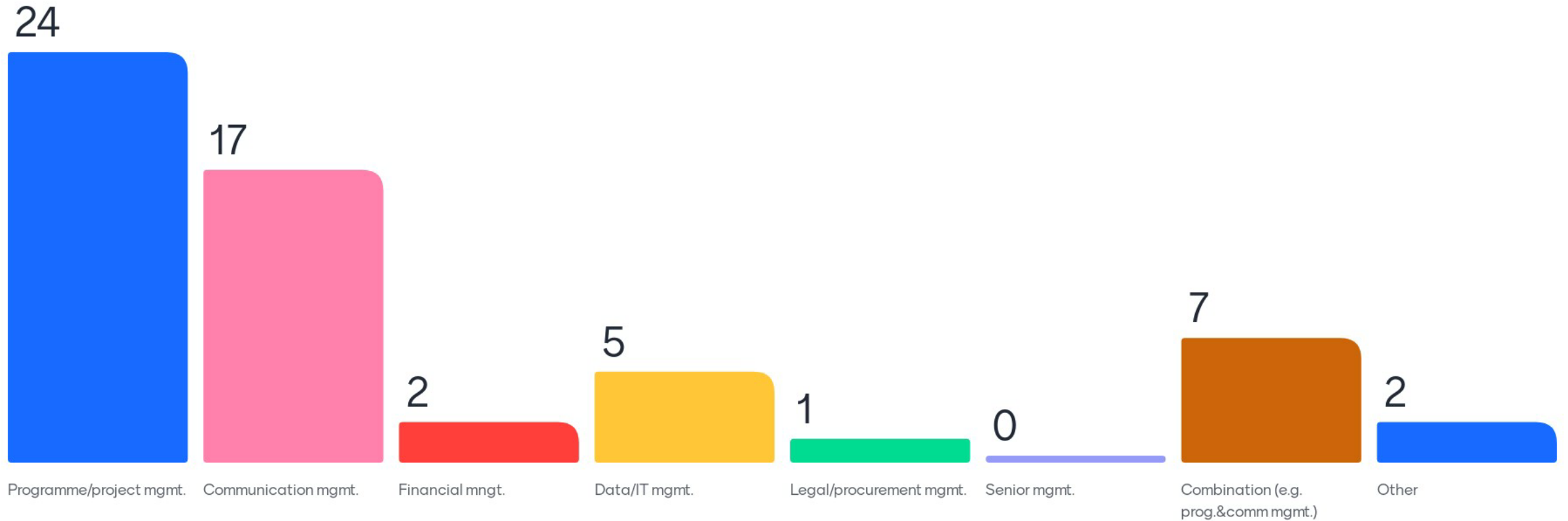


WEST (check-in to our meeting was scheduled at your 8:50 a.m.)

0

Other


Which option is closer to your professional field?



For what type(s) of programme do you work?



How often do you need to visit keep.eu?



Do you know Kohesio?



Webinar: Keep.eu

Keep.eu: What's in it for you and your programme

Rafael F. Agostinho | 25.09.2024

Interact



**Co-funded by
the European Union**
Interreg

Keep.eu's mission

Originally *KEEP, Knowledge and Expertise in European Programmes*.

Set up by Interact in 2009, in consultation with Interreg programmes and the European Commission. First online in 2011.

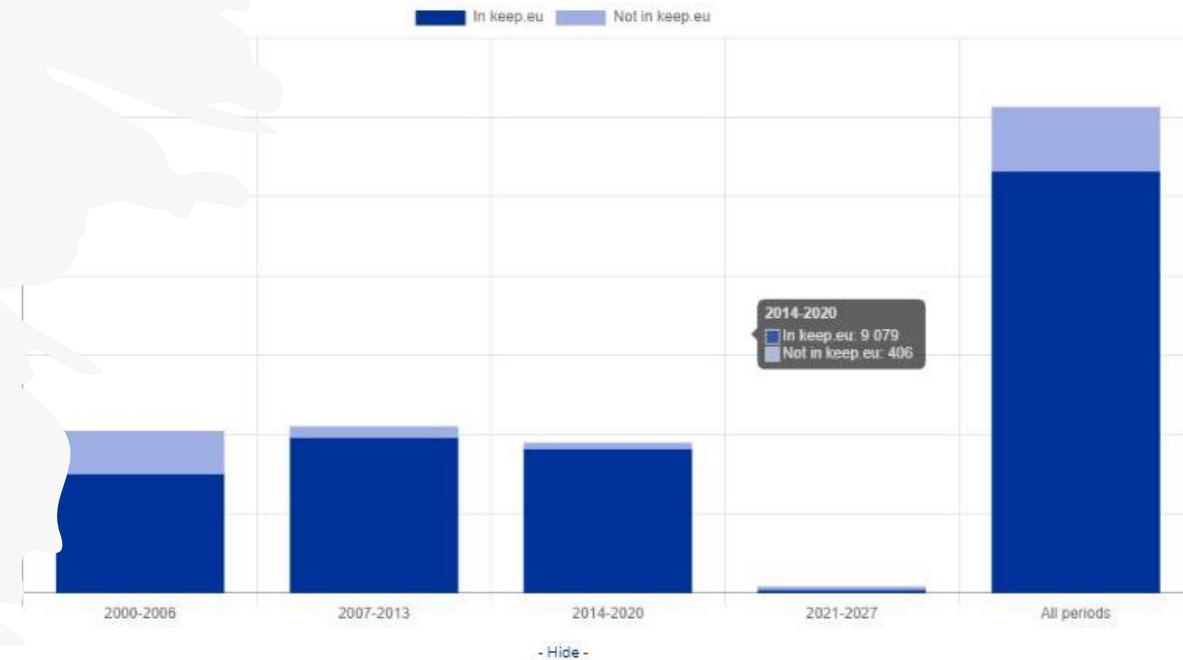
Keep.eu versus the sector (%)

... projects in the database with the overall number of actual projects. The latter is collected manually from all the Interreg every three months. Be sure to check the dates on the top-right side of this page to understand when the last count was and when

... one will be.

Keep.eu focuses on contracted projects. Representativeness per project thus shows, as much as possible, how many contracted projects versus overall. However, some programmes show on their websites the number of approved projects only. In these cases, we are not comparing the number of approved projects in the denominator. We thus tend to show an apparent representativeness rate of the real one.

... figures feeding the chart, click the link right below it. For full detail on the representativeness of each project field (per programme), use the Export to Excel button (button to the right of this text, temporarily disabled for technical reasons on



Project type/programming	2000-2006			2007-2013			2014-2020			2021-2027			All programming periods		
	In keep.eu	Overall	%	In keep.eu	Overall	%	In keep.eu	Overall	%	In keep.eu	Overall	%	In keep.eu	Overall	%
(Overall)	4 713	7 159	66%	6 594	7 057	93%	5 314	5 588	95%	196	180	53%	16 716	19 984	84%
(Regional)	723	723	100%	973	973	100%	1 300	1 318	99%	101	168	60%	3 097	3 182	97%
(Local)	363	363	100%	333	333	100%	411	419	98%	0	72	0%	1 107	1 187	93%
(Other)	828	939	88%	1 068	1 070	100%	886	940	94%	0	0	100%	2 782	2 949	94%
(Special)	201	253	79%	197	285	69%	401	402	100%	0	0	100%	799	940	85%
(Total)	675	799	84%	633	802	79%	767	818	94%	0	0	100%	2 075	2 419	86%
Total	7 503	10 236	73%	9 798	10 520	93%	9 079	9 485	96%	196	420	47%	26 576	30 661	87%

... of EU macro-regional strategies featured in keep.eu: 440
 ... projects featured in keep.eu: 62
 ... 27 078

Keep.eu's mission

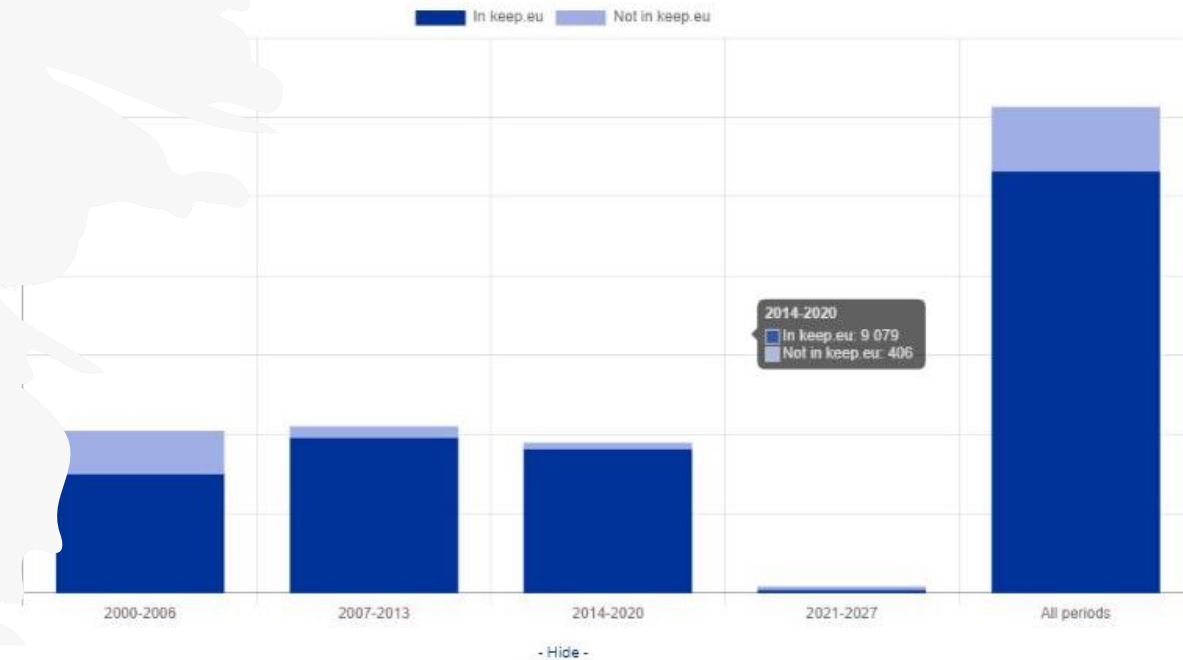
To collect, curate, aggregate, publish and distribute data and meta-data on Interreg and Interreg-related current and past projects, partners and programmes, for the benefit of Interreg and its direct (professional) stakeholders.

Keep.eu vs the sector (%)

... projects in the database with the overall number of actual projects. The latter is collected manually from all the Interreg websites every three months. Be sure to check the dates on the top-right side of this page to understand when the last count was and when it was done.

Keep.eu focuses on contracted projects. Representativeness per project thus shows, as much as possible, how many contracted projects are in the database versus overall. However, some programmes show on their websites the number of approved projects only. In these cases, we use the number of approved projects in the denominator. We thus tend to show an apparent representativeness rate of 100% which is not the real one.

To see the figures feeding the chart, click the link right below it. For full detail on the representativeness of each project field (per project type/programme), use the Export to Excel button (button to the right of this text, *temporarily disabled for technical reasons on*



Project type/programming	2000-2006			2007-2013			2014-2020			2021-2027			All programming periods		
	In keep.eu	Overall	%	In keep.eu	Overall	%	In keep.eu	Overall	%	In keep.eu	Overall	%	In keep.eu	Overall	%
Overall	4 713	7 159	66%	6 594	7 057	93%	5 314	5 588	95%	95	180	53%	16 716	19 984	84%
Regional	723	723	100%	973	973	100%	1 300	1 318	99%	101	168	60%	3 097	3 182	97%
Local	363	363	100%	333	333	100%	411	419	98%	0	72	0%	1 107	1 187	93%
Other	828	939	88%	1 068	1 070	100%	886	940	94%	0	0	100%	2 782	2 949	94%
...	201	253	79%	197	285	69%	401	402	100%	0	0	100%	799	940	85%
...	675	799	84%	633	802	79%	767	818	94%	0	0	100%	2 075	2 419	86%
Total	7 503	10 236	73%	9 798	10 520	93%	9 079	9 485	96%	196	420	47%	26 576	30 661	87%

... of EU macro-regional strategies featured in keep.eu: 440
 ... projects featured in keep.eu: 62
 ... 27 078

Keep.eu's mission

Basic (data) layer for:

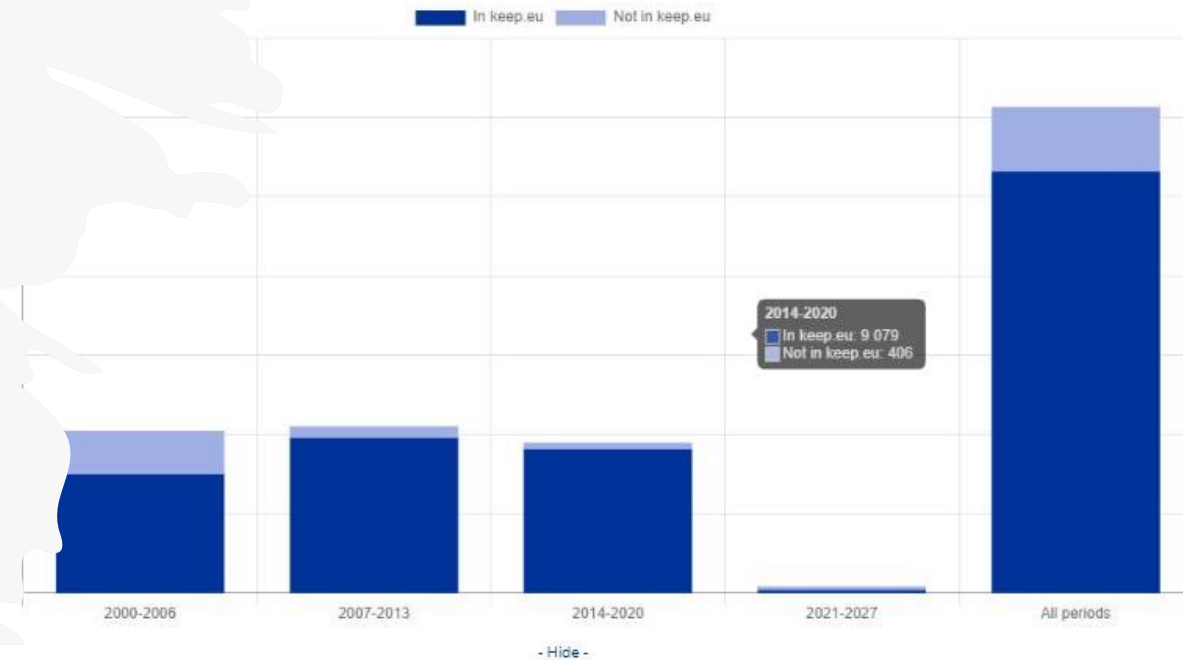
- Project management (ideas, documentation from previous projects, partner finding, ...)
- Programme management (looking out for similar programmes, understanding previous projects in the area, ...)
- Communication (project documentation, thematic x geographic project finding, ...)
- ...

Keep.eu projects versus the sector (%)

Keep.eu projects in the database with the overall number of actual projects. The latter is collected manually from all the Interreg events every three months. Be sure to check the dates on the top-right side of this page to understand when the last count was and when it was done.

Keep.eu focuses on contracted projects. Representativeness per project thus shows, as much as possible, how many contracted projects are in the database versus overall. However, some programmes show on their websites the number of approved projects only. In these cases, we use the number of approved projects in the denominator. We thus tend to show an apparent representativeness rate of the real one.

To see the figures feeding the chart, click the link right below it. For full detail on the representativeness of each project field (per programming period and programme), use the Export to Excel button (button to the right of this text, temporarily disabled for technical reasons on this page).



Project type/programming	2000-2006			2007-2013			2014-2020			2021-2027			All programming periods		
	In keep.eu	Overall	%	In keep.eu	Overall	%	In keep.eu	Overall	%	In keep.eu	Overall	%	In keep.eu	Overall	%
Overall	4 713	7 159	66%	6 594	7 057	93%	5 314	5 588	95%	95	180	53%	16 716	19 984	84%
Regional	723	723	100%	973	973	100%	1 300	1 318	99%	101	168	60%	3 097	3 182	97%
Local	363	363	100%	333	333	100%	411	419	98%	0	72	0%	1 107	1 187	93%
Other	828	939	88%	1 068	1 070	100%	886	940	94%	0	0	100%	2 782	2 949	94%
Small	201	253	79%	197	285	69%	401	402	100%	0	0	100%	799	940	85%
Large	675	799	84%	633	802	79%	767	818	94%	0	0	100%	2 075	2 419	86%
Total	7 503	10 236	73%	9 798	10 520	93%	9 079	9 485	96%	196	420	47%	26 576	30 661	87%

Number of EU macro-regional strategies featured in keep.eu: 440
 Number of projects featured in keep.eu: 62
 Total projects: 27 078

Keep.eu's challenges are those of a knowledge-management tool

Challenges of data integrity

- **Accessibility.** (Are the data easily available?)
- **Completeness.** (Are the data complete? Are critical data fields populated?)
- **Correctness.** (Are formats as expected? Is the format consistent?)
- **Timeliness.** (Are the data updated, timely delivered, compared and aggregated?)
- **Synchronisation.** (Do proper links exist? Are data relationships consistent?)
- **Usage.** (Are data effectively used and relevant?)

Keep.eu, brief overview of contents

Popular searches

Find from map

Need help?

News from Keep.eu

Does your project need a helping hand?
Find information about partners in keep.eu

Explore

27 371

Interreg Projects
84% of all projects

[Go to projects and documents](#)

56 925

Documents

[Go to projects and documents](#)

379

Interreg Programmes
100% of all programmes

[Go to programmes](#)

125 919

Interreg Partnerships
79% of all partnerships

[Go to partners](#)

Popular searches

1. [Projects and documents: Period 2014-2020](#)

2. [Partners: Period 2021-2027](#)

Click on a country

to see its programmes, projects and partners



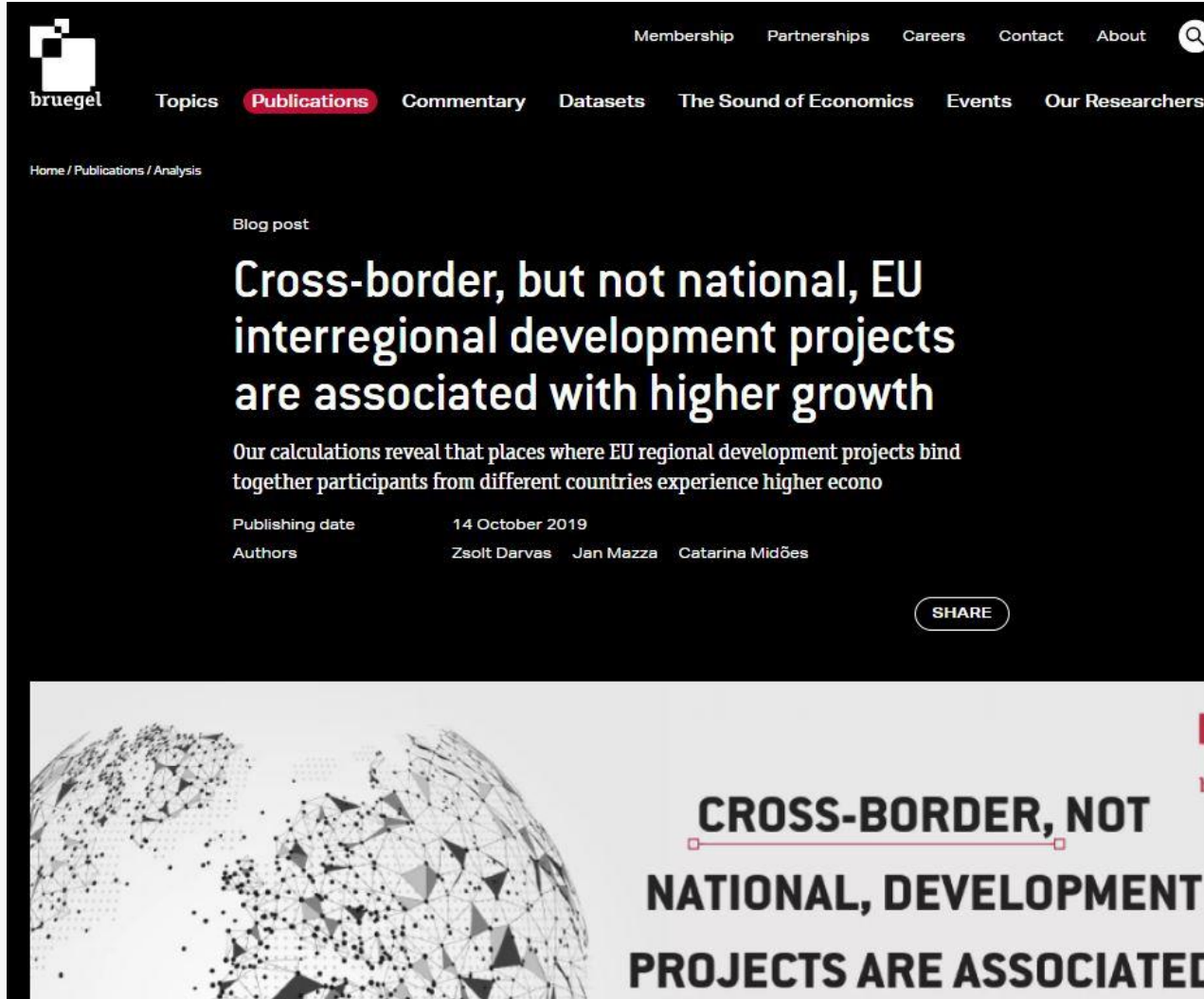
Why is keep.eu important for your programme?

It contains **complementary** information to that of all programme websites: Interreg programmes, their projects and their partners (from all over Europe, including IPA, NEXT, OMR) since 2000.

It caters to **complementary audiences** interested in readily available aggregated data (e.g academia, think tanks, consultancies, Interreg programmes, potential project applicants).

It contains the **full strength of Interreg**, it proves our worth.

Why is keep.eu important for your programme?



bruegel

Membership Partnerships Careers Contact About

Topics **Publications** Commentary Datasets The Sound of Economics Events Our Researchers

Home / Publications / Analysis

Blog post

Cross-border, but not national, EU interregional development projects are associated with higher growth

Our calculations reveal that places where EU regional development projects bind together participants from different countries experience higher economic growth

Publishing date 14 October 2019

Authors Zsolt Darvas Jan Mazza Catarina Mišes

SHARE

CROSS-BORDER, NOT NATIONAL, DEVELOPMENT PROJECTS ARE ASSOCIATED

<https://www.bruegel.org/blog-post/cross-border-not-national-eu-interregional-development-projects-are-associated-higher#.Xamk2YNQSi0.twitter>

Why is keep.eu important for your programme?

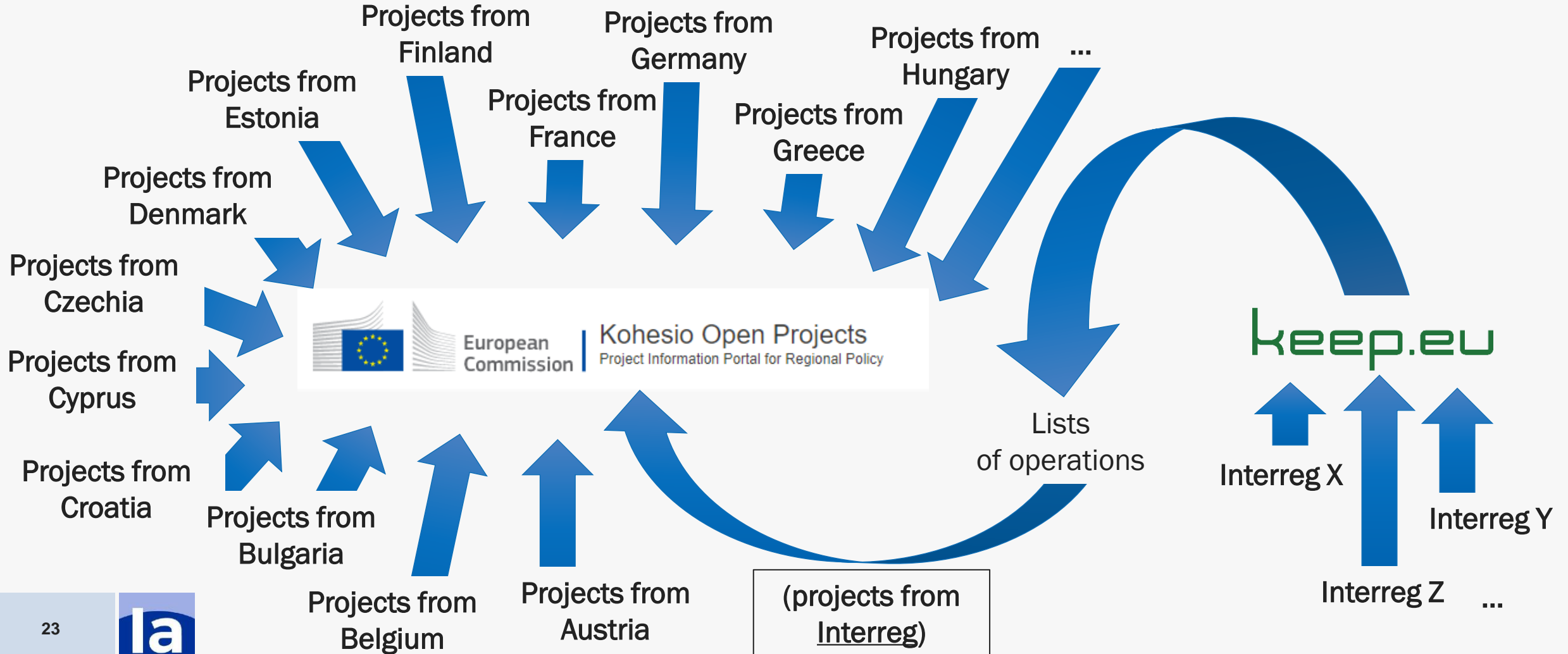
It contains **complementary** information to that of all programme websites: Interreg programmes, their projects and their partners (from all over Europe, including IPA, NEXT, OMR) since 2000.

It caters to **complementary audiences** interested in readily available aggregated data (e.g academia, think tanks, consultancies, Interreg programmes, potential project applicants).

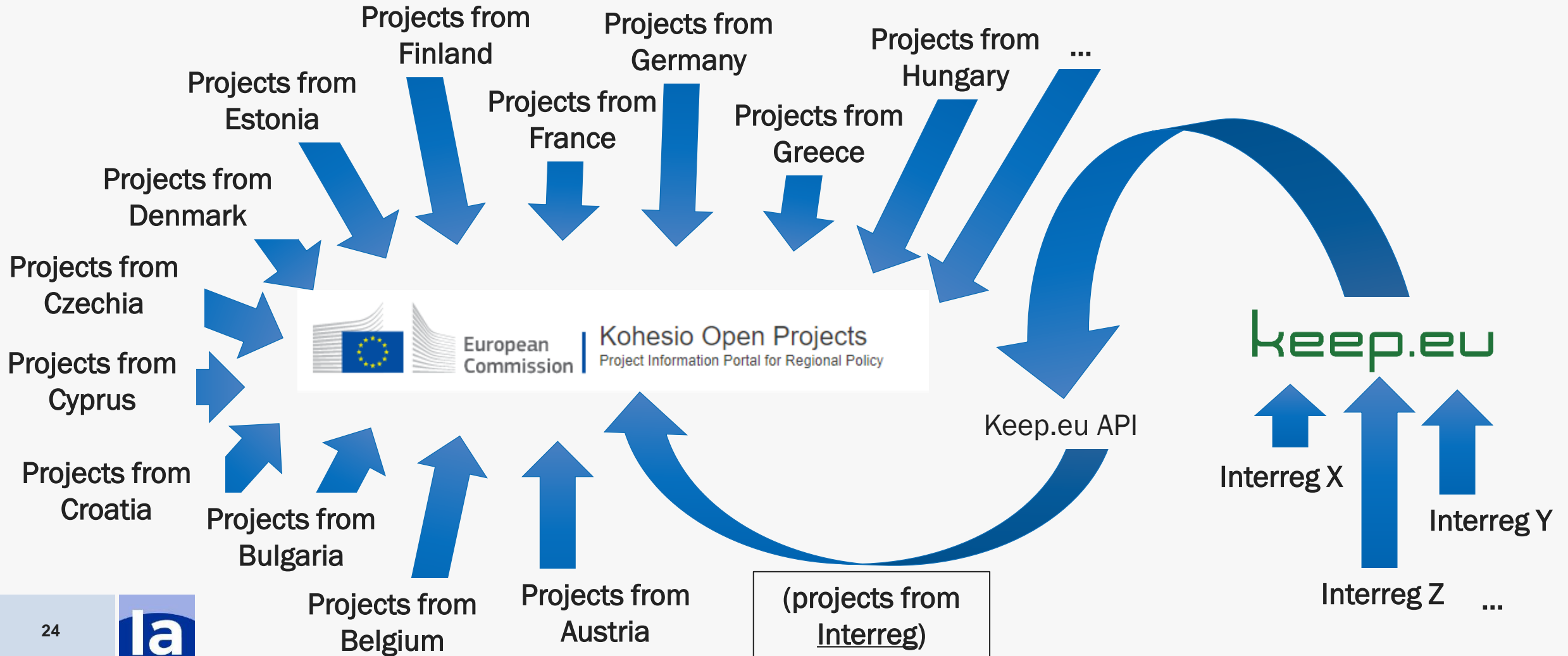
It contains the **full strength of Interreg**, it proves our worth.

It improves Interreg's visibility within the Cohesion Policy, through **Kohesio**.

Why is keep.eu important for your programme?



Why is keep.eu important for your programme?



Why is keep.eu important for your programme?

It contains **complementary** information to that of all programme websites: Interreg programmes, their projects and their partners (from all over Europe, including IPA, NEXT, OMR) since 2000.

It caters to **complementary audiences** interested in readily available aggregated data (e.g academia, think tanks, consultancies, Interreg programmes, potential project applicants).

It contains the **full strength of Interreg**, it proves our worth.

It makes Interreg more visible within the Cohesion Policy, through **Kohesio**.

It contains your programme's basic and thematic data. **Please validate it**, if you have not yet.

Why is keep.eu important for your programme?

It contains **complementary** information to that of all programme websites: Interreg programmes, their projects and their partners (from all over Europe, including IPA, NEXT, OMR) since 2000.

It caters to **complementary audiences** interested in readily available aggregated data (e.g academia, think tanks, consultancies, Interreg programmes, potential project applicants).

It contains the **full strength of Interreg**, it proves our worth.

It makes Interreg more visible within the Cohesion Policy, through **Kohesio**.

It contains your programme's basic and thematic data. **Please validate it**, if you have not yet.

It is part of a **coherent ecosystem** meant to benefit all Interreg programmes.

Why is keep.eu important for your programme?

Programmes monitoring systems (not Jems).



Jems, common Interreg monitoring system.

Interreg programme websites, data and communication hubs of programmes.

Keep.eu, data aggregator and provider, and living, searchable repository of Interreg project-partner-programme data since 2000.

Interreg.eu, communication service for Interreg.

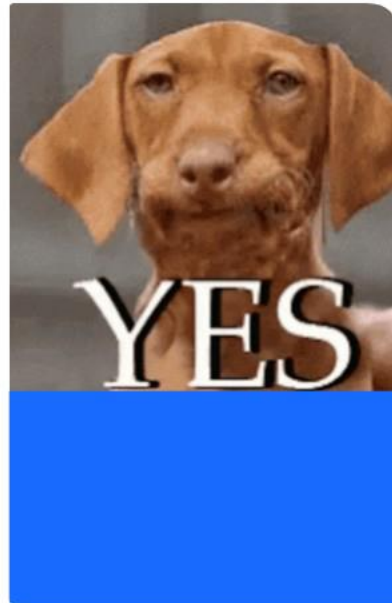
Index, closed data exchange on project applications.

Why is keep.eu important for your programme?

Mentimeter


Should keep.eu maintain its role in the future?

43



Yes

0



No

**If keep.eu's role should change in the future,
please tell us how.**



Do lists of operations (or similar sets of harmonised, public data) promote transparency and should they exist in the future?



If your answer was yes, should keep.eu centralise the publication of lists of operations for Interreg in the coming programming period?



Why is keep.eu important for your programme?

It **contains complementary** information to that of all programme websites: Interreg programmes, their projects and their partners (from all over Europe, including IPA, NEXT, OMR) since 2000.

It **caters to complementary audiences** interested in readily available aggregated data (e.g academia, think tanks, consultancies, Interreg programmes, potential project applicants).

It **contains the full strength of Interreg**, it proves our worth.

It **makes** Interreg more visible within the Cohesion Policy, through **Kohesio**.

It **contains** your programme's basic and thematic data. **Please validate it**, if you have not yet.

It **is** part of a **coherent ecosystem** meant to benefit all Interreg programmes.

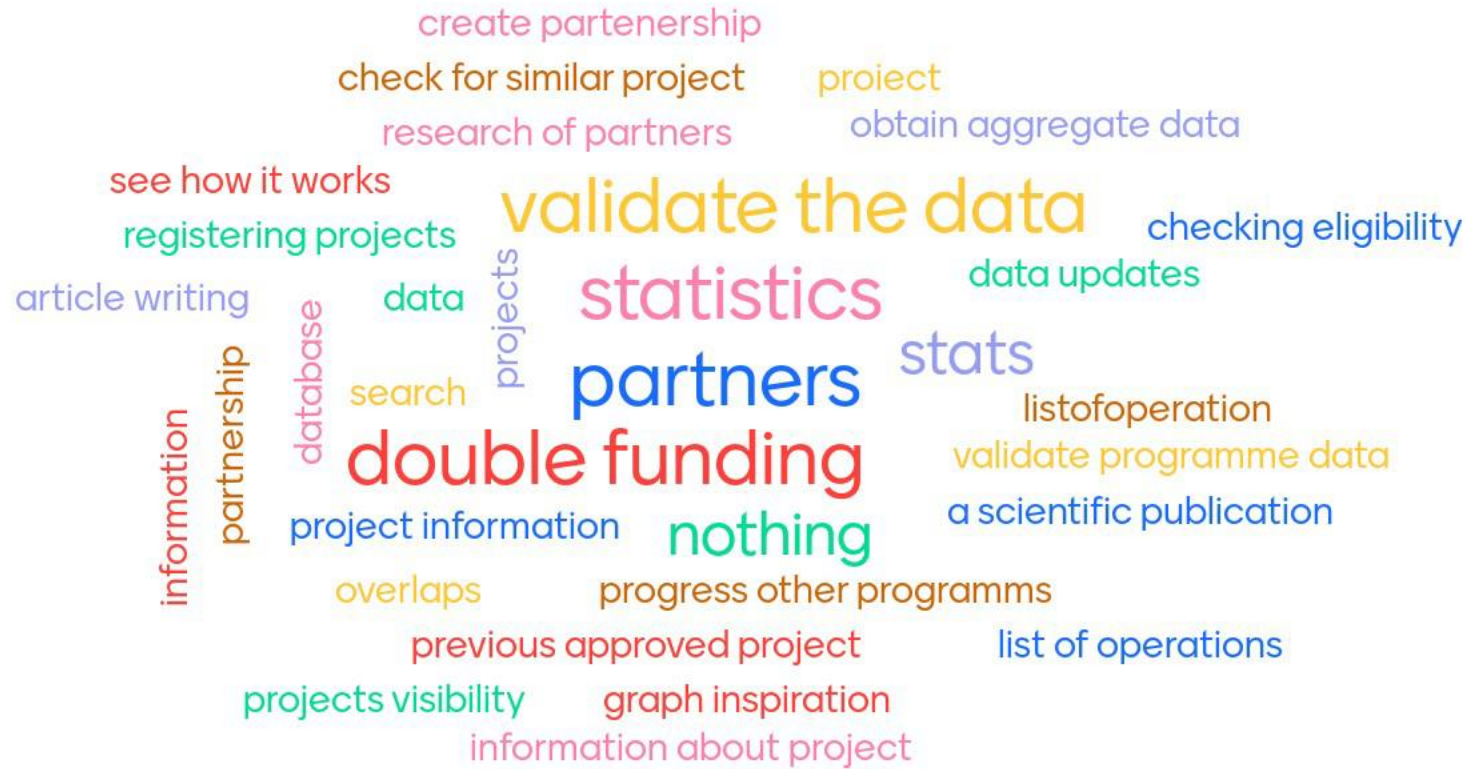
It **empowers** Interreg professionals.

Why is keep.eu important for your programme?

Mentimeter

What do you use keep.eu for?

43 responses



Why is keep.eu important for you? (some reported uses)

- Find figures/maps/tables making way for investment support reasonings at the request of the MC (e.g. more investment needed in certain themes or areas, etc.).
- Easily find and work project, partner, programme data per country / region x time x budget & funding x ... (e.g. avg budget per country and/or per beneficiary).
- Search for project activities and results by theme and geographical location.
- Get information on existing programmes per area x theme.
- Pool regional thematic expertise in Interreg and related, and promote networking within one or more regions, or countries.
- Find clues to look for possible funding duplication.
- Promote follow up and capitalisation of projects.
- More easily pool up efforts with other programmes and regions, given all of the above.
- Better understand the context of one's programme (overlaps and complementarities with other programmes, compare own programme's area of those of other programmes).
- Easily find and work data per country / region.
- Easily find know-how and expertise needed for one's region in other regions.
- Easily find project ideas and possible overlaps.
- Report with self-updating maps, tables and charts.
- Find (potential) project beneficiaries.
- Get updated and reliable estimates about the number of projects and partnerships, and number of programmes, overall and per type of programme and programming period.
- Easily find relevant 2014-2020 project output documents.

Webinar: keep.eu

Guarantee your programme's project-partner-call data in keep.eu and in Kohesio

Janne Kiilunen | 25.09.2024

Interact



**Co-funded by
the European Union**
Interreg


How can a programme send data to keep.eu?

Interreg programmes operating in the 2021-2027 programming period can easily share updated data on their projects, partners, and calls using two different methods depending on the monitoring system in use.

How can a programme send data to keep.eu?


The data sharing method depends whether a programme is using Jems or other monitoring system.

Regardless of the monitoring system in use the data sending is really simple.




Jems

Dedicated keep.eu plugin in Jems core package. Update to latest version when updating Jems. Instructions are available in Jems documentation.



Other monitoring systems

Implement keep.eu data structure to json or xml format and send to keep.eu.




Instructions can be found in keep.eu's dedicated [FAQ page](#).

Data pipeline –keep.eu



How to guarantee your programme's data in Kohesio?

[Kohesio](#) (the European Commission's Cohesion Policy knowledge platform).



Currently all keep.eu's 2014-2020 data is available in Kohesio.



When keep.eu API is ready, the data transfer to Kohesio will be fully automatised also for 2021-2027.



Send data to keep.eu and it will be in Kohesio.

Data processing work Additional data collected by the keep.eu team

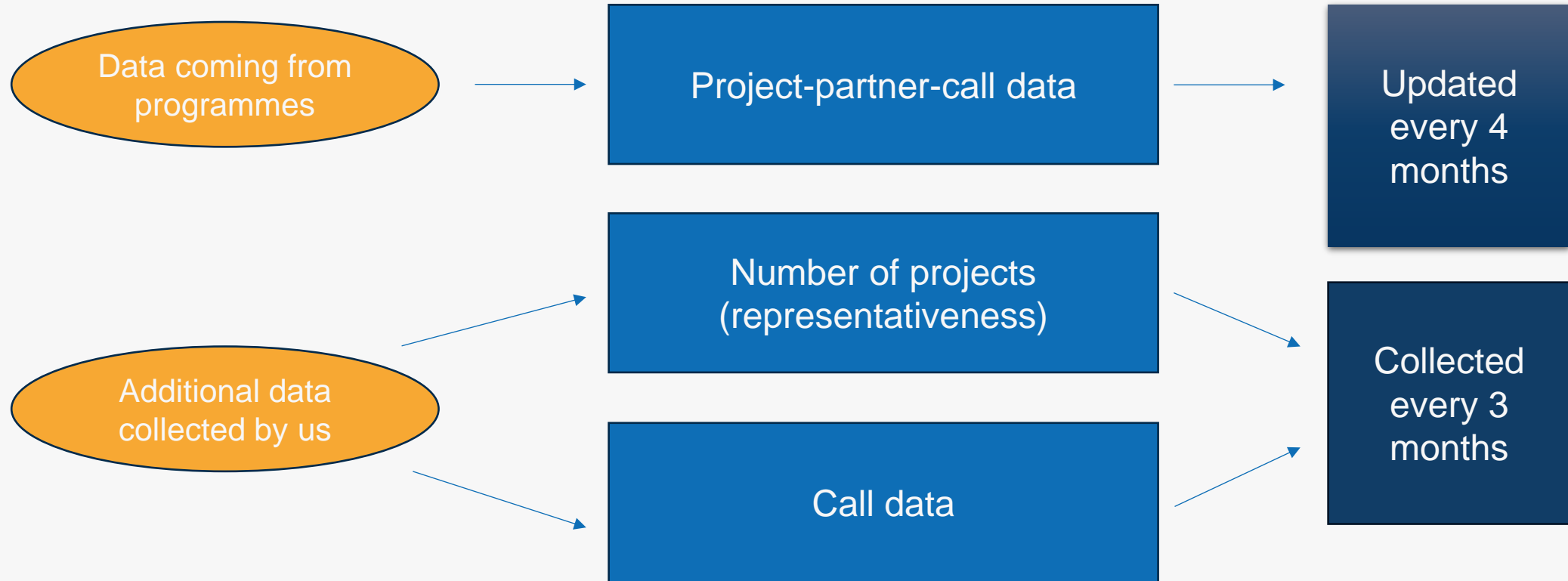
Elisa Bertieri | Interact | 25.09.2024

Interact



**Co-funded by
the European Union**
Interreg

What kind of data we collect?

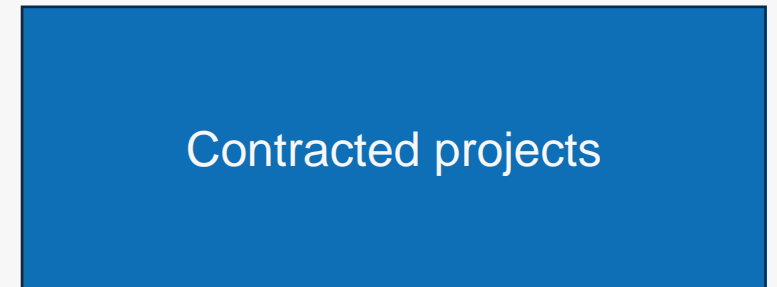
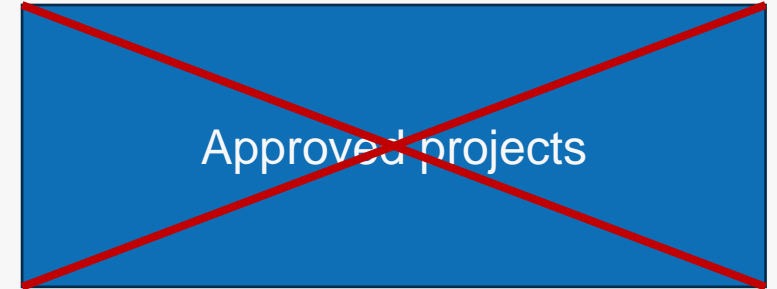


Representativeness

Information on this programme's project and partner data in keep.eu

Last month that keep.eu received data from the Programme or retrieved it from the Programme's website	9-2024
Foreseen date of new project-partner-call data importing	3-1-2025
Fields missing in data supplied by this programme	Download detailed Excel file with each programme's fill-out rate, per project field. Download detailed Excel file with each programme's fill-out rate, per partner field.
Language of the data in keep.eu	English, French, Italian (see challenge of language detection)
No. of projects in keep.eu / Total no. of projects (% of projects in keep.eu)	37 / 37 (100%)
No. of project partners in keep.eu / Total no. of project partners (% of project partners in keep.eu)	281 / 281 (100%)
Notes on the data	<p>Source of estimation of the number of projects as of 2024-02-26: Website of the programme</p> <p>Method for estimating the number of partners as of 2024-05-31: Average partners per project based on the average of the previous period. Programme's webpage last visited on 204-08-30.</p>
Source of the data in keep.eu	Programme's Jems.

Only contracted projects feature on keep.eu



Data on calls

[Home](#) / [Programmes](#) / [2021 - 2027 Interreg VI-B EURO Mediterranean \(EURO MED\)](#)

2021 - 2027 Interreg VI-B EURO Mediterranean (EURO MED)

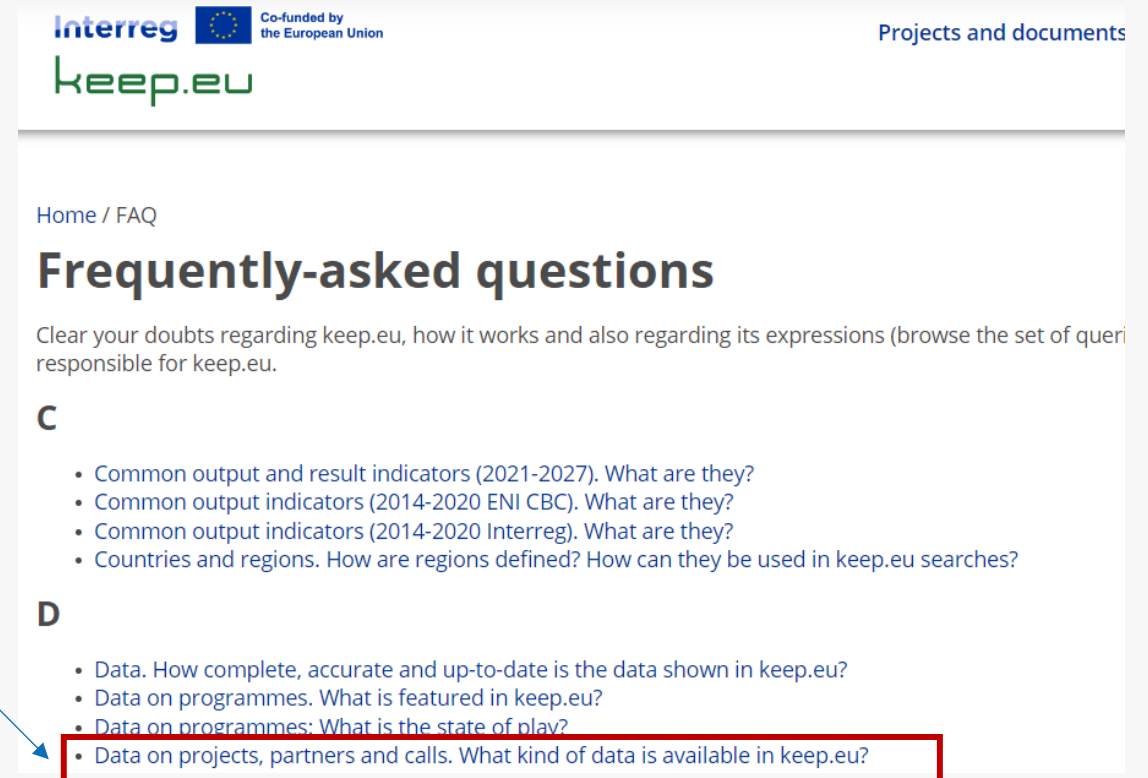



The call is open. Hurry up!

[Apply](#)

Project-partner-call data & list of operations

To enable a programme's list of operations, the data file we receive from your programme/ retrieve from your Jems's server, needs to fulfil all the mandatory fields listed [here](#).



Interreg  Co-funded by the European Union

keep.eu

Projects and documents

Home / FAQ

Frequently-asked questions

Clear your doubts regarding keep.eu, how it works and also regarding its expressions (browse the set of queries responsible for keep.eu).

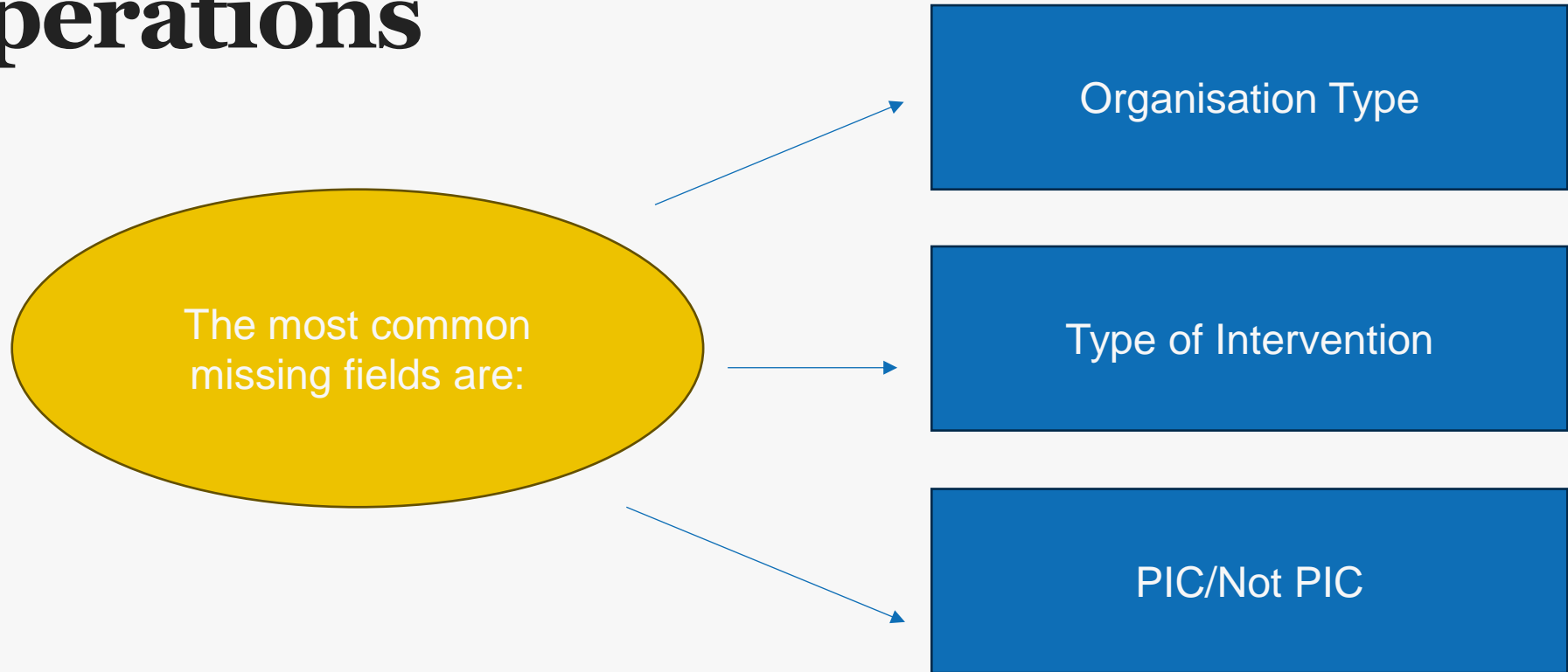
C

- Common output and result indicators (2021-2027). What are they?
- Common output indicators (2014-2020 ENI CBC). What are they?
- Common output indicators (2014-2020 Interreg). What are they?
- Countries and regions. How are regions defined? How can they be used in keep.eu searches?

D

- Data. How complete, accurate and up-to-date is the data shown in keep.eu?
- Data on programmes. What is featured in keep.eu?
- Data on programmes: What is the state of play?
- Data on projects, partners and calls. What kind of data is available in keep.eu?

Mandatory data to enable list of operations



Webinar: Keep.eu

Keep.eu: Coming up (a quick rundown)

Rafael F. Agostinho | 25.09.2024

Interact



**Co-funded by
the European Union**
Interreg

Keep.eu: Coming up (a quick rundown)

More support to programmes: One-to-one meetings.

Keep.eu's API.

New filters for Projects and documents, Statistics.

Interreg Match, a new partner-search platform.

Direct updating of projects and uploading of documents into keep.eu by programmes.

Kick off of direct collection of project output documents.

New tutorials and short courses for keep.eu's users.

Proxy of good practices and project connections.

Webinar: keep.eu

Keep.eu API

Janne Kiilunen | 25.09.2024

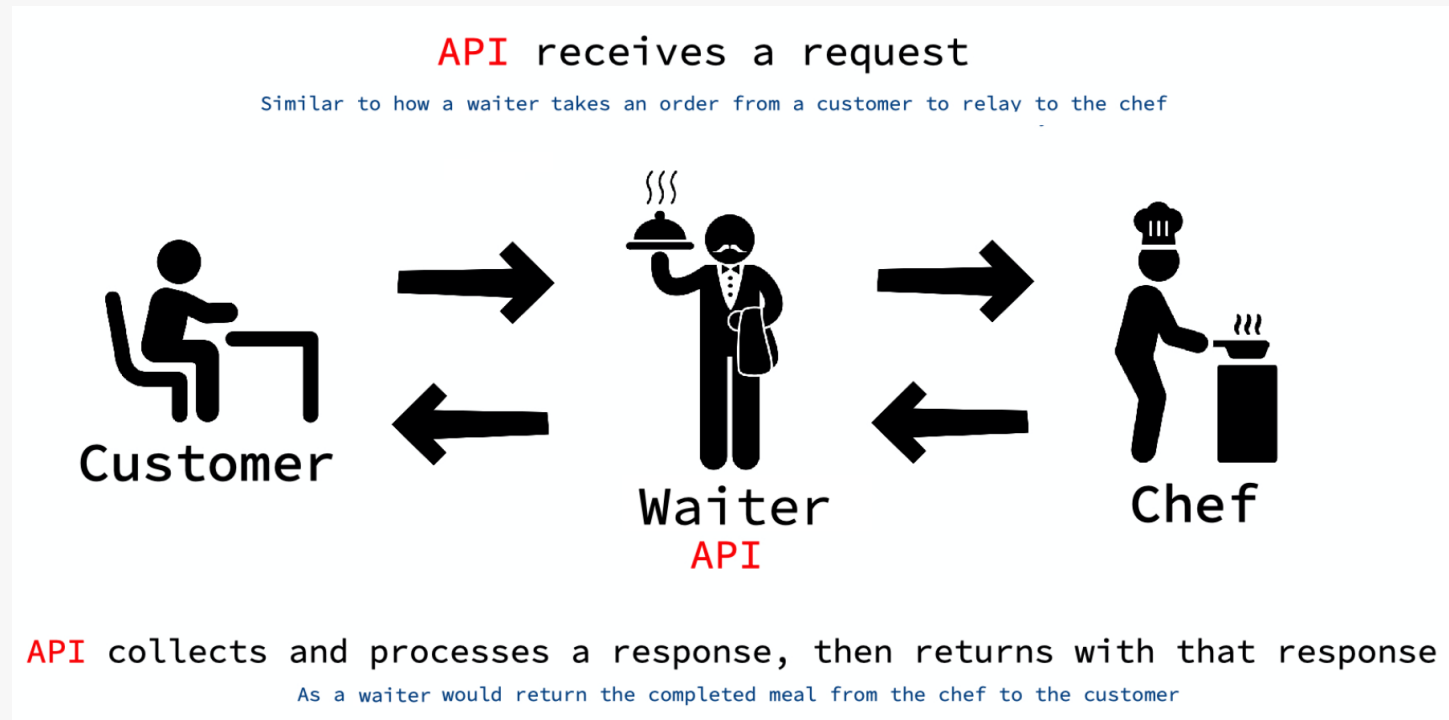
Interact



**Co-funded by
the European Union**
Interreg

What is an API?


An application programming interface (API) is a way for two or more computer programs to communicate with each other




What is keep.eu API?

A new API Web service will be introduced that allows the access to data from keep.eu in an Open Data standard way.


Keep.eu API enables user to retrieve information about programmes, projects, and partnerships with ease.




Machine-to-machine



API Web service allowing to access keep.eu data in Open standard way



Json



API key



Access to whole data or filtering

Who will benefit from keep.eu's API?

Interreg programmes

Building for example statistics, maps or any other elements to their website.

Other platforms

For example Kohesio and interreg.eu

Researchers, think-tanks, consultancies

Accessing the whole keep.eu dataset and filtering the information based on the need.

Others

Member state representatives, National contact points, European Commission, etc.

Proxy to good practices and project connections

Elisa Bertieri | Interact | 25.09.2024

Interact



**Co-funded by
the European Union**
Interreg

Fields to fill and look out for to find good practices.

Fields to consider

- Links among projects
- Prizes and mentions
- Results & actual achievements
- Documents and attachments
- Numeric data about projects, partners and call readily aggregated
- Readymade statistics
- Project keywords
- 42 themes to group together projects from across programming period

Links among projects

Programmes / 2014 - 2020 INTERREG VB
North Sea

Home / Projects and documents / ART-Forum

Automated Road Transport Forum for the North Sea Region

Programme 2014 - 2020 INTERREG VB North Sea

Date of latest update: 2024-09-18

Description

Description (EN):

The technological development towards automated transport is fast. It is likely that automated road transport (ART) will change spatial development and the transport system in the North Sea Region and beyond in a fundamental way. Currently, much enabling of technological developments and test applications of automated vehicles can be observed but little guidance is being provided for public authorities on how to deal with these new technologies, particularly in their sustainable mobility plans. street
[Read more](#) ▾

Achievements (EN):

A.R.T. you ready? This is a question that few stakeholders and authorities have yet to address. With interdisciplinary and mixed partners, ART-Forum helped the target groups to find an answer about their readiness according to automated road transport. They learned the importance of planning for the potential benefits and negative effects. The project has provided a critical-constructive reflection on the potential implications of AVs on the work towards and achievement of more sustainable futures.
[Read more](#) ▾

Website: <https://northsearegion.eu/art-forum>

Thematic information

[Transport and mobility](#) ↗

Specific Objective: Stimulate the take-up and application of green transport solutions for regional freight and personal transport

Thematic Objective: (07) promoting sustainable transport and removing bottlenecks in key network infrastructures by:

Investment Priority: (07c) developing and improving environmentally-friendly (including low-noise) and low-carbon transport systems, including inland waterways and maritime transport, ports, multimodal links and airport infrastructure, in order to promote sustainable regional and local mobility

Partners (14)

Lead Partner: Freie Hansestadt Bremen
Address: Contrescarpe 72, 28195 Bremen, Germany
Legal status: public
Website: <http://www.baumwelt.bremen.de>
Total budget: EUR 635 550.00
ERDF budget: EUR 317 775.00

Summary

Project name (EN): Automated Road Transport Forum for the North Sea Region

Project acronym: ART-Forum

Project start date: 2019-03-01

Project end date: 2022-09-30

Project status: closed

Relevant precedent projects

- SHARE-North

Relevant linked projects (not in keep.eu):

- UlaaDs, Horizon 2020
- FABULOS, Horizon 2020
- SHOW, Horizon 2020
- RealLabHH, AWF-projekte
- MaaSLABS
- SCORE
- eHUBs
- MUST, Erasmus+
- SMaRT
- TUPPAC/LINC, European Union
- G-PaTRA
- SURFLOGH
- AVENUE, Horizon 2020
- CoExist, Horizon 2020

Total budget/expenditure: EUR 4 320 983.00

Total EU funding (amount): EUR 1 952 990.00

Co-financing sources:

- ERDF: Amount. .

Prizes and Mentions

Tell us about them

Summary

Project name (EN): Promoting health on successful grounds: Enhancing hospitals' cooperation on emergencies

Project acronym: MEDICINET II

Project start date: 2017-09-01

Project end date: 2019-10-31

Project status: closed

Relevant mentions and prizes:

- The General Hospital of Komotini "Sismanogleio" (LB) received the Gold Award at the Healthcare Business Awards 2019; in the category Quality of Services under the pillar of Hospitals - Private Clinics - Diagnostic Centres, for the results of the project MEDICINET II, having implemented for the last 26 months targeted actions with tangible results, contributing substantially in the improvement of the health services provided in the cross-border area of Greece and Bulgaria. The ceremony took place on the 2nd of October 2019 in Athens.

Total budget/expenditure: EUR 1 336 407.94

Total EU funding (amount): EUR 1 135 946.75

Total EU funding (co-financing rate): 85.00%

Co-financing sources:

- ERDF: Amount, .

Documents

Documents on this project are listed below, and organised by category. Please note field "Data source", attached to each document. Keep.eu users are free to use these documents as long as they mention the data source and keep.eu.

Brochures / magazines / manuals



Media releases / articles



Videos / films



Flyers



Actual Achievements

Programme 2014 - 2020 INTERREG V-A
Germany - The Netherlands

ROCKET

Programme 2014 - 2020 INTERREG V-A Germany - The Netherlands

Description

Description (EN):

The "ROCKET - Regional Collaboration on Key Enabling Technologies" project is the engine to bring the Comprehensive Economic competencies in the area of KETs in the German-Dutch border area together, to build and to deploy a measurable and future-oriented economic development .

KETs enable innovations in various application domains. The combination of technology and application expertise of R&D

[Read more](#) ▾

Description (NL):

Het project "ROCKET - Regional Collaboration on Key Enabling Technologies" is de motor om de uitgebreide economische competenties op het gebied van de KETs in het Duits-Nederlandse grensgebied samen te brengen, uit te bouwen en om te zetten in een meetbare en toekomstgerichte economische ontwikkeling.

KETs maken innovaties in verschillende toepassingsdomeinen mogelijk. De combinatie van technologie en applicatie-expertise

[Read more](#) ▾

Description (DE):

Das Projekt "ROCKET - Regional Collaboration on Key Enabling Technologies" ist der Motor, um die weitreichenden wirtschaftlichen Kompetenzen im Bereich von KETs im deutsch-niederländischen Grenzgebiet zu bündeln, auszubauen und in eine messbare und zukunftsorientierte ökonomische Entwicklung umzusetzen. KETs ermöglichen Innovationen auf verschiedenen Anwendungsgebieten. Die Kombination von Technologie und Applikations-Sachverstand von R&D-Einrichtungen

[Read more](#) ▾

Achievements (EN):

ROCKET (RegiOnal Collaboration on Key Enabling Technologies) stimulates the cooperation between business and science in the German-Dutch border region between the North Sea and Lower Rhine in order to strengthen research, technological development and innovation. This project runs from 01-04-2016 to 31-03-2020 and has been executed by the core partners NMWV.NRW. Business Cluster Semiconductors. Novel-T and innos-Sperlich under the coordination of the regional development

[Read more](#) ▾

Documents and attachments

Programme 2014 - 2020 INTERREG V-A
Greece - Italy

Documents

Documents on this project are listed below, and organised by category. Please note field "Data source", attached to each document. Keep.eu users are free to use these documents as long as they mention the data source and keep.eu.

Reports

TRACES WORKSHOP: "Developing the Creative Industry" ✓

TRACES assessment report and Recommendations ✓

TRACES delivered for the 50 creative ideas and business projects selected ✓

Αναφορά ολοκλήρωσης των δράσεων στο πλαίσιο της Σύμβασης για την παροχή Υπηρεσιών «Υποστήριξη και Λειτουργία 5 Τοπικών Εργαστηρίων Επώασης (Atelier) με Δυνατότητες Παροχής Υπηρεσιών Κατάρτισης και Εκπαίδευσης για την Διάχυση και Προβολή του Έργου «TRACES» του προγράμματος «Ευρωπαϊκή Εδαφική Συνεργασία – Interreg Greece – Italy 2014-2020» ✓

SELEZIONE DI N. 25 START UPCULTURALI E CREATIVE DA INCUBARE ✓

CC MSMEs mapping report ✓

Activity report of Meetings for participatory assessment incubation needs with CC MSMEs in Western Greece: Hellenic Management Association ✓

Flyers ✓

Project's final reports ✓

Databases ✓

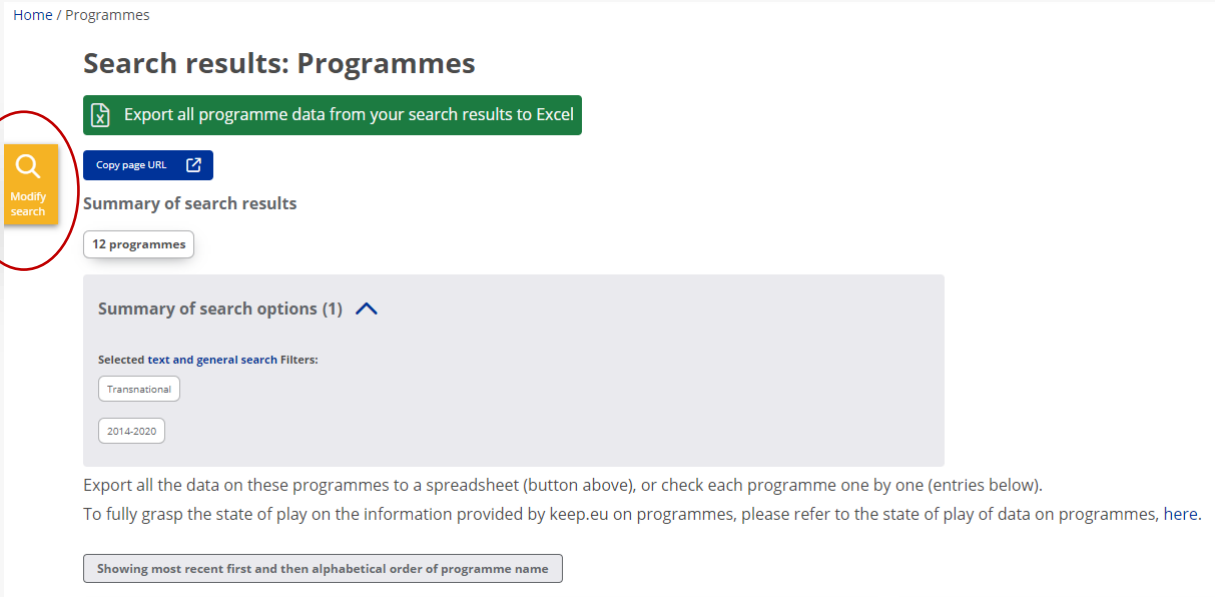
Brochures / magazines / manuals ✓

Videos / films ✓

Filters and readymade statistics

Aggregated keep.eu data

Can be tailored to individual needs through filters on the left and data export on a spreadsheet, table or chart (as an image).



Home / Programmes

Search results: Programmes

Export all programme data from your search results to Excel

Copy page URL

Modify search

Summary of search results

12 programmes

Summary of search options (1) ^

Selected text and general search Filters:

Transnational


2014-2020

Export all the data on these programmes to a spreadsheet (button above), or check each programme one by one (entries below).
To fully grasp the state of play on the information provided by keep.eu on programmes, please refer to the state of play of data on programmes, [here](#).

Showing most recent first and then alphabetical order of programme name



Project keywords



Type a keyword in the search field



Search results: Projects and their documents

Click on any entry below to get to the full data on a project and its partners, or export the table

 Export all project data from your search results to Excel  Export list of all documents

 Download map image  Copy page URL

Summary of search results

595 projects 1 416 documents 3 041 partners 3 323 partnerships 175 programmes

This summary reflects the data available in keep.eu. To understand how representative keep.eu is, please refer to Representativeness.

Summary of search options (1) ^

Selected project keywords field Filters:

wood

Thematic focus: 42 themes

These 42 themes are used to classify projects across programming periods.



Search results: Projects and their documents

Click on any entry below to get to the full data on a project and its partners, or export the table to Excel



Export all project data from your search results to Excel



Export list of all documents

Download map image



Copy page URL



Summary of search results

29 projects

165 documents

159 partners

165 partnerships

20 programmes

This summary reflects the data available in keep.eu. To understand how representative keep.eu is, please refer to Representativeness.

Summary of search options (2) ^

Selected **project keywords field** Filters:

wood

Selected **thematic focus** Filters:

Construction and renovation

Webinar: Keep.eu

Next steps, evaluation, suggestions for future events

Interact | 25.09.2024

Interact



**Co-funded by
the European Union**
Interreg

Please evaluate us

Please give us your evaluation of this webinar and tell us how we can come up with useful content for you

(form at https://connections.interact-eu.net/surveys/secure/org/app/8fb06d32-d9c4-4a25-85a6-0a1a28b3b8de/launch/index.html?form=F_Form1).

We do thank you for the two additional minutes of your time going through the evaluation form.



Next steps

Poll for up to five colleagues to help us with the **design of Interreg Match**.

Poll for up to five programmes to take part in the **pilot for direct uploading of project output documents**.

Please take part in the online survey and tell us how we can improve keep.eu, even re. details that you find important.





INTERACT
Autumn Calendar
Certified Training
course programme

Academy.Interact.eu
Academy@Interact.e

September 2024

- Interreg for beginners
- Interreg programme evaluation (Practitioners level)*
- Video making in Interreg*

October 2024

- Interreg project assessment, monitoring and verification*
- Interreg management verifications
- SCOs for practitioners (Practitioners level)*

November 2024

- Generative AI for Interreg communication
- Interreg project management
- Programme introduction for beginners

* Certified Training includes an in-person meeting

Thank you for being here!

All materials of this webinar will be made available by email.

